

Ideal for small and large flat roofs

IBC AeroFix

Flat roof mounting system


The IBC AeroFix is an in-house development from IBC SOLAR, based on years of experience with ballasted flat roof mounting systems. It is particularly suitable for plastic foil and bituminous roofs and allows the installation of photovoltaic systems on roofs with low load capacity.

Since it is installed without penetrating the roof, the roof skin remains intact. The aerodynamic construction, optimized in several wind tunnels test, in combination with the module array ensure an extremely stable system – even in case of heavy wind loads.


Other advantages: By using high-quality materials like aluminum and stainless steel and a high degree of pre-fabrication, the system offers the optimum solution for any application where an exceptional level of quality, efficiency and flexibility is required.

Highlights:


- Special solution for all flat roofs with low load capacity
- Also suitable for small flat roofs i.e. garages
- Aerodynamically optimized in approved boundary layer wind tunnels
- No roof penetration
- High corrosion resistance thanks to the use of aluminum and stainless steel
- High degree of pre-fabrication: e.g. integrated protective membrane
- East-west orientation: allows for maximum roof coverage
- Easy to install, thanks to the V-shape of the east-west elevation
- Using officially approved components such as the highly proven module clamp of the IBC TopFix200 system
- 10-year product warranty*



IBC AeroFix 10 with wind plate ending



IBC AeroFix 15



IBC AeroFix 10 with module ending

TECHNICAL DATA

IBC AeroFix	15	15 KITS	10
Purpose	flat roofs	flat roofs	flat roofs
Tilt angle (°)	15	15	10
Module-orientation	South	South	East-West
Max. allowable roof pitch (°)	10	5	10
Modul width (mm) *A	950–1000	950–1000	950–1000
Modul length (mm) *B	1630–1700	1630–1700	1630–1700
Weight (kg/m²) *C	10	10	13
Linear load (kg/m) *D	17	17	22
Distance between bottom supports (m)	1.8	1.8	2.3
Minimum array	2 × 5	2 × 2	2 × 5
Minimum distance from roof edge (m)	–	0.5	–
Material	Alum./Stainless Steel	Alum./Stainless Steel	Alum./Stainless Steel
Max. building height (m)	20	6	20

3 STEPS TO YOUR MOUNTING SYSTEM

- Request** to IBC SOLAR on basis of:
 - Fully completed check list
 - Roof layout diagramm via PV Manager or CAD
 - Data sheets for roof membrane and insulation
 - Photos of roof, location and environment from all directions.
- Feasibility study** of building project by IBC SOLAR.
- An exact static calculation** is carried out after order confirmation and the final load is defined according to system statics.

2013-03-05

Your IBC SOLAR partner:

* Product and power warranty in accordance with the version of the full warranty conditions received from your specialized IBC SOLAR partner at the time of installation. This warranty is valid only when the relevant product is installed in accordance with the applicable installation instructions. Subject to modifications that represent progress.

A* Approval of module manufacturer necessary

B* Other length by request

C* Standard weight including mounting system, module (20 kg) and protection mat. Depending on the local load factors results can differ.

D* Depending on rail spacing